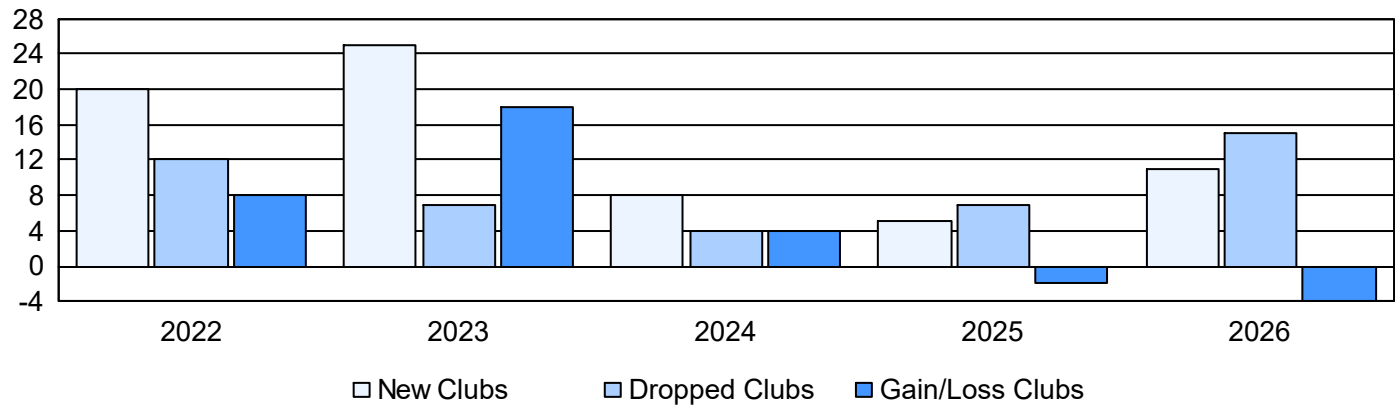
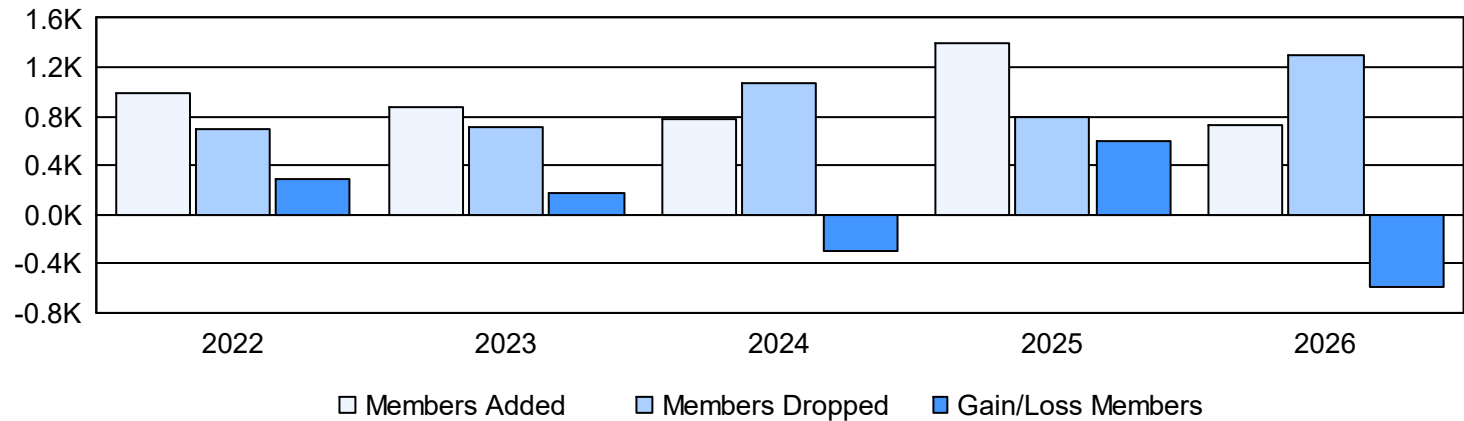


| Year      | New Clubs | Dropped Clubs | Gain/ Loss Clubs | New Members | Charter Members | Reinstate Members | Transfer Members | Total Member Added | Total Members Dropped | Gain/ Loss Members |
|-----------|-----------|---------------|------------------|-------------|-----------------|-------------------|------------------|--------------------|-----------------------|--------------------|
| 2021-2022 | 20        | 12            | 8                | 468         | 457             | 53                | 10               | 988                | 699                   | 289                |
| 2022-2023 | 25        | 7             | 18               | 273         | 522             | 63                | 19               | 877                | 704                   | 173                |
| 2023-2024 | 8         | 4             | 4                | 532         | 183             | 35                | 34               | 784                | 1,074                 | -290               |
| 2024-2025 | 5         | 7             | -2               | 650         | 109             | 130               | 500              | 1,389              | 792                   | 597                |
| 2025-2026 | 11        | 15            | -4               | 286         | 209             | 65                | 161              | 721                | 1,304                 | -583               |
| Average   | 14        | 9             | 5                | 442         | 296             | 69                | 145              | 952                | 915                   | 37                 |

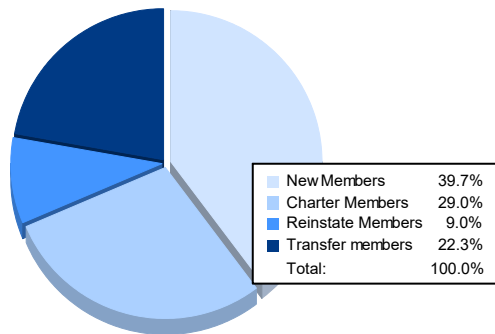
Clubs



Members



### Membership Composition January 2026 Cumulative



### Gender Composition January 2026 Cumulative

